

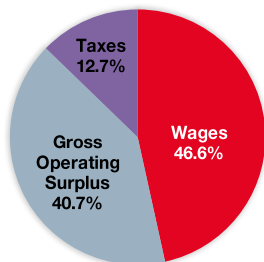
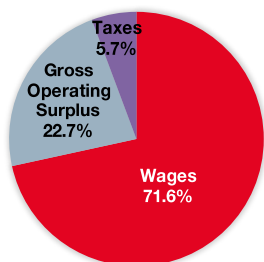
As at 31 December 2018, the *accommodation and food service activities* major economic sector (MES) accounted for 8.4% of the Principality's gross domestic product (GDP) and generated 5.2% of its revenue, excluding *financial and insurance activities*. There were 305 businesses in the sector, 195 employers and 7,791 employees.

In 2018, the sector was the sixth largest contributor to the Principality's GDP

1. GDP composition in 2018

Accommodation and food service activities GDP

Total GDP excluding subsidies



At €513.6 million (8.4%), the *accommodation and food service activities* sector makes the sixth largest contribution to the Principality's GDP (€466.5 million in 2017).

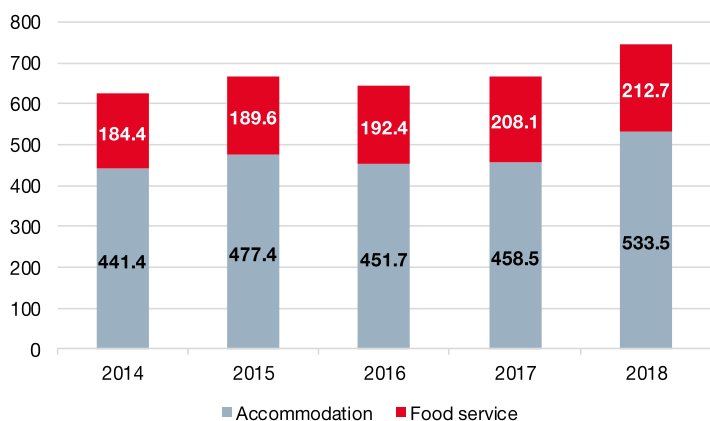
Employee wages in the *accommodation and food service activities* sector account for 71.6% of the sectoral GDP value created, compared with 46.6% of the Principality's total GDP excluding subsidies. This reflects the labour-intensive nature of this MES. Conversely, the contribution made by gross operating surplus in the sector is weaker, at 22.7% compared with 40.7% of total GDP excluding subsidies.

This sector does not receive any subsidies.

Source: Monaco Statistics

Accommodation generates 71.5% of the sector's revenue

2. Breakdown of revenue by segment between 2014 and 2018 (excluding financial and insurance activities)



In 2018, the *accommodation and food service activities* sector was the seventh largest sector in terms of revenue, excluding *financial and insurance activities*, accounting for 5.2% of the Principality's revenue (4.9% in 2017), and earning more than €746 million.

Revenue rose by 11.9% in 2018. *Accommodation* accounted for 71.5% of revenue (68.8% in 2017) and dominated this MES.

The increase was largely due to the rise in revenue earned by an economic operator in the Principality which includes the declared revenue of its various businesses in the *accommodation* sector (hotels, restaurants, bars).

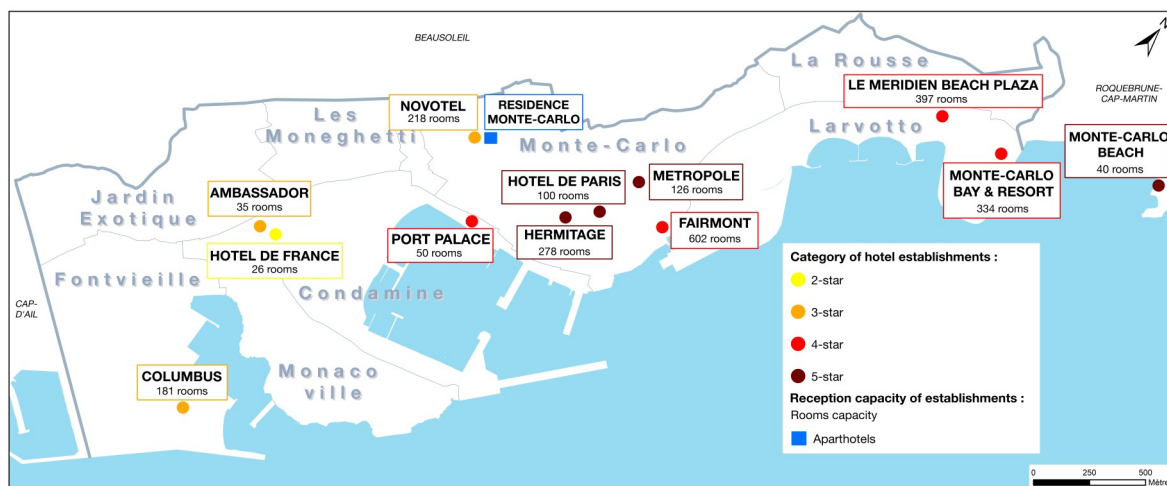
In addition, with the partial reopening of the Hotel de Paris in March 2018 and the conclusion of renovations at Hotel Columbus, hotels had higher capacity than in previous years.

Unit: million euros

Sources: Department of Tax Services, Monaco Statistics

57.9% of available rooms were in 4-star hotels and 22.8% in 5-star hotels

3. Breakdown of hotel accommodation as at 31 December 2018: room capacity (numbers)



Sources: Tourist and Convention Authority, Business Development Agency, Monaco Statistics

In the Principality, 80.7% of available rooms were in 4- and 5-star hotels. Given that the Hotel Miramar is currently undergoing construction work, no accommodation capacity was recorded. The Mirabeau is still included in the Trade and Industry Register but is no longer a hotel.

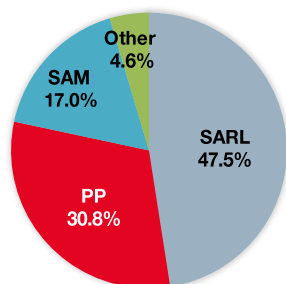
The sector has 305 businesses

4. Number of businesses by NAF category and segment in 2018

	Number of businesses	Weight
Accommodation:	15	4.9%
Hotels and similar accommodation	15	4.9%
Food service:	290	95.1%
Restaurants and mobile food service activities	234	76.7%
Catering and other catering services	28	9.2%
Beverage serving activities	28	9.2%
Total Accommodation and food service	305	100%
Total in Principality	9 541	

Sources: Business Development Agency, Monaco Statistics

5. Breakdown of businesses by type of legal entity as at 31 December 2018



Sources: Business Development Agency, Monaco Statistics

73% of employees are employed in the hotels and similar accommodation category

6. Change in number of employees by NAF category and segment between 2017 and 2018

	2017	2018	Evolution 2017-18
Accommodation:	5 582	5 682	1.8%
Hotels and similar accommodation	5 582	5 682	1.8%
Food service:	2 121	2 109	-0.5%
Restaurants and mobile food service activities	1 876	1 846	-1.6%
Catering and other catering services	165	178	7.5%
Beverage serving activities	79	86	8.9%
Total Accommodation and food service	7 703	7 791	1.1%
Total in Principality	49 693	51 601	3.8%

Sources: Caisses Sociales de Monaco, Monaco Statistics

7. Breakdown of Monegasque employees by MES in 2018

Sector	Monegasque employees	Weight
Accommodation and food service	442	44.2%
Miscellaneous activities and services	135	13.5%
Scientific and tech. Activities, admin. And support services	82	8.2%
Admin., educ., health and other social services	79	7.9%
Finance and Insurance	51	5.2%
Retail	43	4.3%
Manuf., extract. and other industries	35	3.5%
Real Estate	34	3.4%
Construction	30	3.0%
Transport and storage	25	2.5%
Information and communication	22	2.2%
Wholesale	21	2.1%
Total Monegasque employees	1 000	100%

Sources: Caisses Sociales de Monaco, Monaco Statistics

- The **accommodation and food service activities** sector includes the provision of accommodation facilities for short-term stays to visitors or other travellers, as well as the provision of full meals for immediate consumption. This sector does not include the preparation of meals or drinks not intended for immediate consumption or which are sold via independent distribution channels, i.e. through wholesale or retail traders.
- The **NAF**, or French classification of activities, is a classification of productive economic activities, developed primarily to facilitate the organisation of economic and social information. The current version of the classification is NAF Ed. 2, 2008.
- In certain tables, group totals are not always equal to the sum of the elements which make them up, due to the effect of rounding.

In 2018, more businesses closed than opened in the *accommodation and food service activities* sector. The situation was the same in the *Retail Trade* and *Industry* sectors. The *accommodation and food service activities* MES recorded 23 closures compared with 16 new businesses, and numbered a total of 305 businesses (312 in 2017). Compared with 2017, there was a slight rise in the number of closures (+2), primarily of *restaurants and mobile food service activities* (20 out of 23 closures in 2018), as well as a drop in the number of new businesses opened (-10). In contrast, the balance for the Principality as a whole rose. Due to the specific nature of this sector, it saw few moves.

Food and beverage service activities accounted for 95.1% of businesses in the sector. A total of 76.7% of businesses were concentrated in the *restaurants and mobile food service activities* segment, while *beverage serving activities* accounted for just 9.2%. It should be noted that some bars also offer a lunch service and are therefore included in the figures for *restaurants and mobile food service activities*.

Accommodation accounted for 4.9% of businesses in the sector. The Principality's available accommodation is limited to hotels and aparthotels only.

Businesses in this sector are relatively long-term propositions. The two oldest businesses have been in existence since 1863 and 118 companies are more than a decade old. The predominant type of legal entity in the sector is the limited liability company (SARL), accounting for 47.5% (compared with 27.7% for the Principality as a whole).

There were 195 employers (189 in 2017). It should be noted that several businesses are associated with a single employer and that all the employees (gaming, accommodation and food service) of one major Monegasque economic operator fall within the *accommodation and food service activities* MES.

With 7,791 employees (excluding temporary workers), the *accommodation and food service activities* sector is the second largest private-sector employer in the Principality, after *scientific and technical activities, administrative and support services* (11,754 employees). The number of employees in the sector rose (+88) compared with the previous year. There was an increase in the number of staff working in *hotels and similar accommodation* in 2018 (+100). Conversely, the number of staff employed in *restaurants and mobile food service activities* fell (-31). Growth in the sector (+1.1%) remained below that for the Principality as a whole (+3.8%).

This MES is predominantly male. Only 30.7% of employees are women, compared with 40.0% for the private sector in the Principality as a whole. Three quarters of them are employed by *hotels and similar accommodation*.

Employees in this sector are primarily of French (62.9%) and Italian (18.8%) nationality. Nonetheless, it is worth noting that 44.2% of Monegasque nationals employed in the private sector work in *accommodation and food service activities*.

Employees in the *accommodation and food service activities* sector are, on average, younger than those in the private sector as a whole (39.8 years compared with 41.8 years). The average age in the *food and beverage service activities* segment is lower (36.3 years) than in the *accommodation* segment (41.2 years).